

Second Grade- Snow Day (NTI) Packet 7

The day 7 second grade snow packet has several lessons that are related to common core. Students will have a language activity where they will read a story and complete several activities. These activities will include; recalling story events, making predictions, sequencing story events, function of quotation marks, vocabulary, sound of "ar", and opposites. In math, your student will be doing an activity working with clocks. Students will also have a music & art activity. Students should fully participate and complete the entire packet. The packets should be turned in the next day school is in session and no later than 5 days after returning to school. The packets will be assessed and student learning monitored by your child's teacher. If you have any questions, please contact your child's teacher via email.

Let's Make Cookies

Mark and Art had been playing in the backyard for a long time.

"I want a snack," said Mark. "Let's go get some cookies and milk." Mark loved big, crunchy oatmeal cookies.

The boys looked in the cookie jar, but all the cookies were gone.

"Let's make some," said Mark. After all, he had watched Mom make cookies. It didn't look so hard.



Mark got a box of oatmeal from the cupboard. He got eggs from the refrigerator. Art found the big mixing bowl and a spoon.

Mark broke two eggs into the bowl. He stirred them up just like he had seen his mother do. Art had just started to put in the oatmeal when Mom came in from the garden.

"Just a minute, boys," Mom said. "You need a recipe to make good oatmeal cookies. I'll get it for you. You will need a few more ingredients too."

"What's a recipe?" asked Art. "And what are ingredients?"

"A recipe tells you how to make something," explained Mom. "Ingredients are the things you use to make things to eat."

Mom read the recipe as the boys measured and mixed the dough. When the cookies were in the oven, they all helped clean up the messy kitchen.

"Making cookies is hard work!" said Art. "I think we need a snack." They each had three warm cookies and a big glass of cold milk.



Name _____

Questions About *Let's Make Cookies*

1. Where were Mark and Art playing?

2. Why did the boys start to make cookies?

3. Tell three ways Mom helped the boys.

4. Why do cooks need recipes?

5. What do you think would have happened if Mom had not come home?



Name _____

Cookies

Number the steps in order.

- ___ Read the recipe.
- 1 The cookie jar is empty.
- ___ Clean up the kitchen.
- ___ Mix the cookie dough.
- ___ Get oatmeal, a bowl, and eggs.
- ___ Eat cookies and drink milk!
- ___ Bake the cookies.

What Did I Say?

Look in the story to see who spoke.
Match each character to what that person said.

- | | |
|------|--------------------------------|
| | "You need a recipe." |
| Mark | "Making cookies is hard work!" |
| Mom | "I want a snack." |
| Art | "Just a minute." |
| | "What are ingredients?" |
| | "Let's make some." |

Skill: Use story vocabulary to complete a crossword puzzle.




Name _____

Cooking Crossword

Word Box

bowl
dough
mix
oatmeal
oven
recipe



Across

- 4. kind of cereal
- 5. stir in
- 6. place to bake

Down

- 1. a dish
- 2. unbaked cookies
- 3. cooking steps

Use these words in sentences.

refrigerator ingredients cupboard recipe

- 1. _____

- 2. _____

- 3. _____

- 4. _____







Name _____

The Sound of ar

All of these words say the ar sound.
Read the list to a friend.

- | | | |
|------|------|-------|
| Mark | jar | hard |
| park | far | card |
| bark | car | part |
| lark | star | start |

Now put in the missing letters.

 <p>_____ar</p>	 <p>_____ard</p>
 <p>_____ar</p>	 <p>_____ar</p>

Opposites

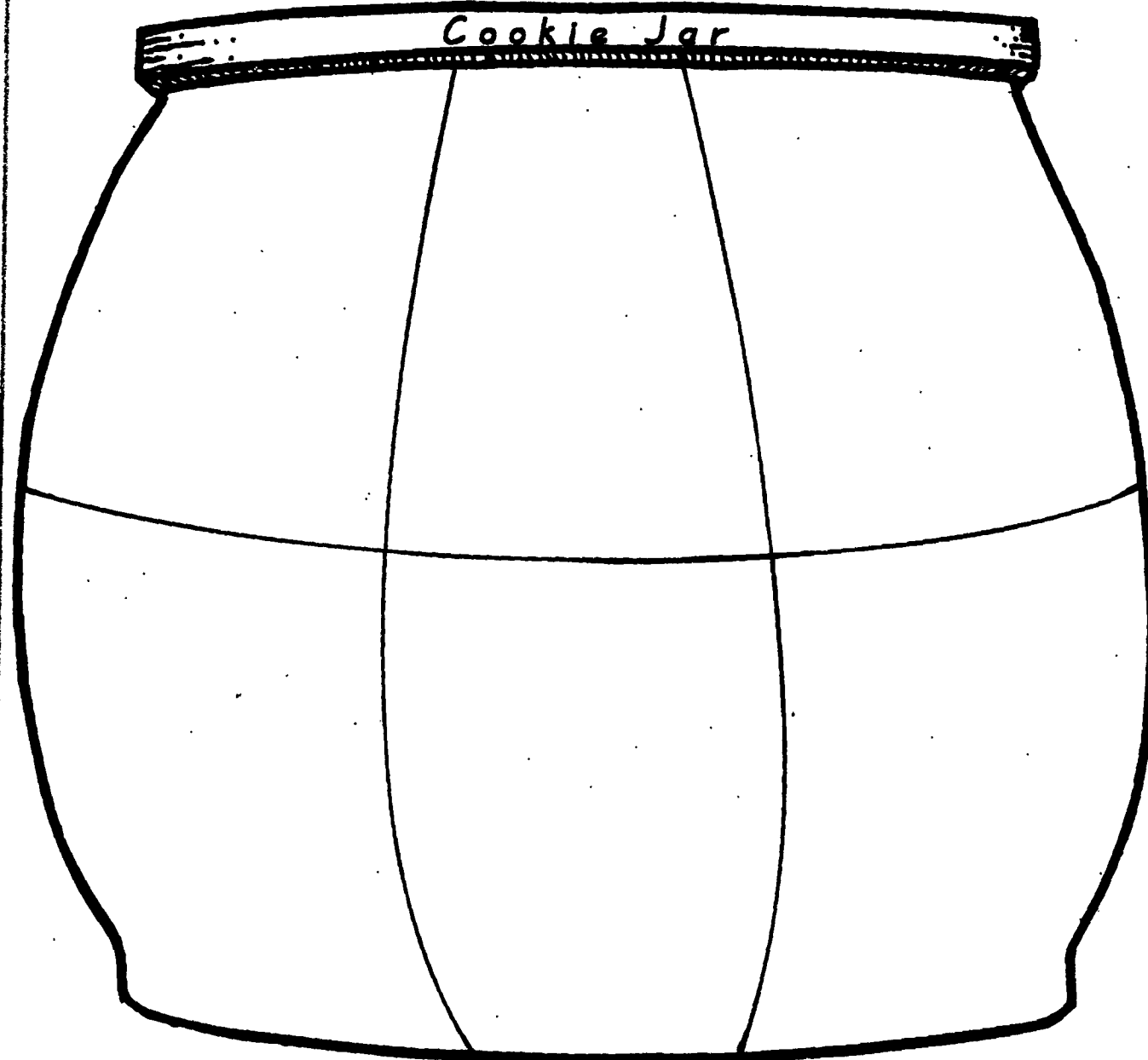
Find the opposite.

- | | | |
|----------------|--------------|----------------|
| 1. messy _____ | <i>clean</i> | 5. in _____ |
| 2. hot _____ | | 6. short _____ |
| 3. small _____ | | 7. sad _____ |
| 4. lost _____ | | 8. dry _____ |

Word Box			
big	cold	happy	out
clean	found	long	wet

Name _____


Fill the Cookie Jar





1. Draw a chocolate chip cookie in the first box.
2. Draw a peanut butter cookie in the last box.
3. Draw a cookie sandwich next to the peanut butter cookie.
4. Make three animal crackers under the chocolate chip cookie.
5. Put a gingerbread boy cookie over the cookie sandwich.
6. Write the name of the cookie you like best in the box next to the gingerbread boy.


Name _____ Date _____


What time is it?























Notes in the Treble Clef

You can use a rhyme to remember notes on the lines:




Every Good Boy Does Fine

And remember a word for the space notes:




F A C E

Alternatively, you can simply count up from a note that you know:




Name these notes:



Draw these notes:



Decode the following "music words":



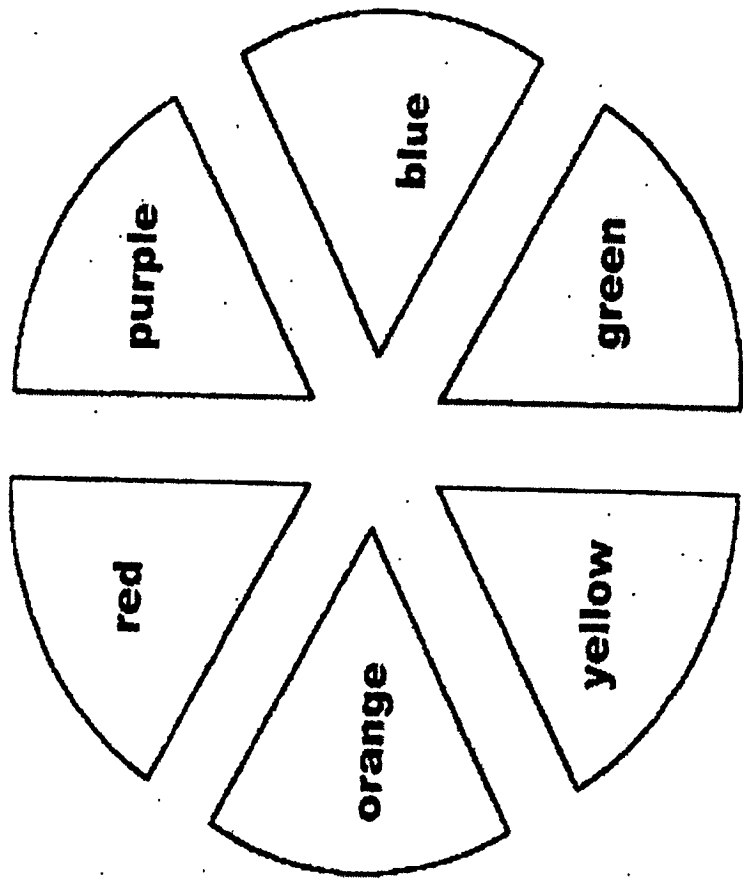
Primary skills and concepts-Visual Arts.

Students will begin to recognize and identify elements of art and explore, describe and compare elements of art.

Name: _____

Directions: Color the color wheel. Fill in the blanks.

Color Wheel



Primary Colors

Secondary Colors

is complementary to

is complementary to

is complementary to

Warm Colors:

Cool Colors:
