

**Corbin Primary School**  
**Non-Traditional Snow Day (Redhound Day) Instructions**  
**Kindergarten – Day #2**

This kindergarten packet contains 2 reading lessons, 2 math lessons and a related arts activity.

These are all activities that we have done before in class and should be a review. The reading lessons cover vowel sounds in the middle of the word and CVC (consonant-vowel-consonant) words. The math lessons include, number words and addition. These lessons, as well as the related arts activity, should be completed and returned to school for students to receive credit.

If you have any questions, please contact your student's teacher.

The Corbin Primary Kindergarten Team

Name: \_\_\_\_\_

# Number Words

Directions: Count the snowflakes in each box. Write the correct number on the line. Use the words in the word bank to help you.

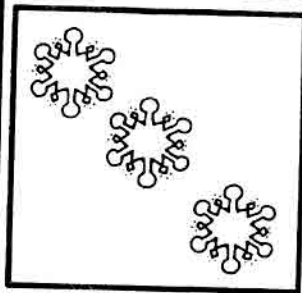


one  
two

three  
four

five  
six

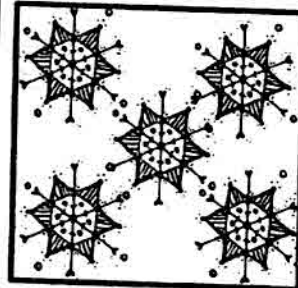
seven  
eight



\_\_\_\_\_

-----

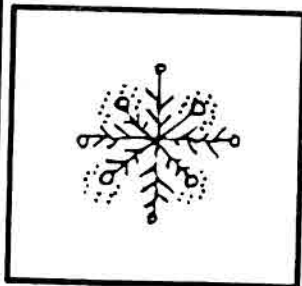
\_\_\_\_\_



\_\_\_\_\_

-----


\_\_\_\_\_



\_\_\_\_\_

-----


\_\_\_\_\_



\_\_\_\_\_

-----

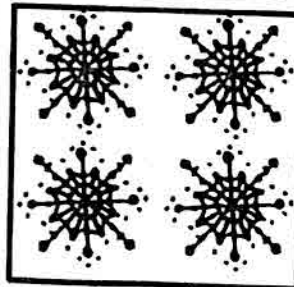
\_\_\_\_\_



\_\_\_\_\_

-----


\_\_\_\_\_



\_\_\_\_\_

-----


\_\_\_\_\_



\_\_\_\_\_

-----

\_\_\_\_\_




\_\_\_\_\_

-----

\_\_\_\_\_


Name: \_\_\_\_\_

Directions: Cut out the snowflakes and use them to help you solve the addition problems.




# Winter Addition

Up to 10



$\begin{array}{r} 2 \\ + 3 \\ \hline \end{array}$	$\begin{array}{r} 5 \\ + 2 \\ \hline \end{array}$	$\begin{array}{r} 3 \\ + 1 \\ \hline \end{array}$	$\begin{array}{r} 6 \\ + 3 \\ \hline \end{array}$
$\begin{array}{r} 4 \\ + 1 \\ \hline \end{array}$	$\begin{array}{r} 2 \\ + 2 \\ \hline \end{array}$	$\begin{array}{r} 8 \\ + 2 \\ \hline \end{array}$	$\begin{array}{r} 5 \\ + 3 \\ \hline \end{array}$
$\begin{array}{r} 1 \\ + 5 \\ \hline \end{array}$	$\begin{array}{r} 4 \\ + 3 \\ \hline \end{array}$	$\begin{array}{r} 7 \\ + 2 \\ \hline \end{array}$	$\begin{array}{r} 2 \\ + 4 \\ \hline \end{array}$

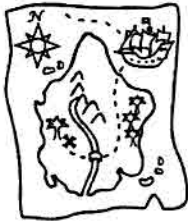



Name \_\_\_\_\_

Directions Color or dab the missing vowel then write the letter in the blank to complete the word




# What's in the Middle?




m \_ p

a  
o  
i



b \_ g

o  
a  
u




h \_ n

o  
e  
a



d \_ g

e  
a  
i



h \_ p

a  
o  
i



n \_ p

a  
e  
o



w \_ t

o  
e  
i



h \_ t

i  
e  
a




d \_ g


a  
i  
o

Name \_\_\_\_\_

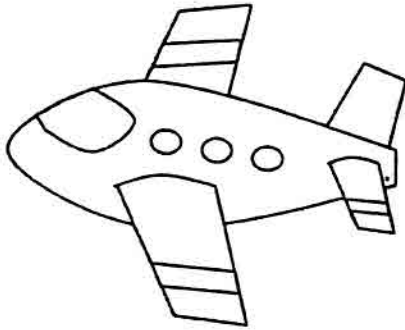
# I Can **READ** Words



Directions: Say the name for each picture. Circle the word that matches the picture. Color the pictures.



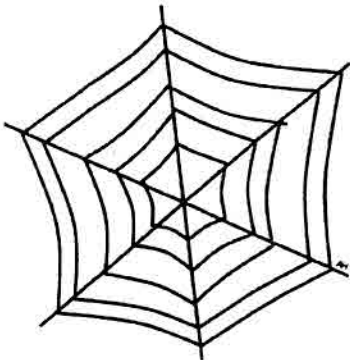
fat fan



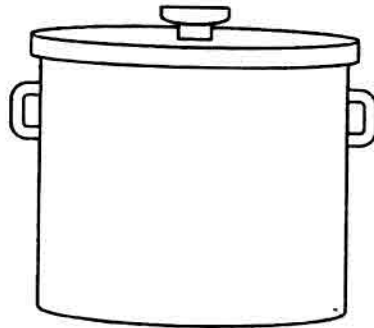
jet jug




sit six




web wet



pet pot



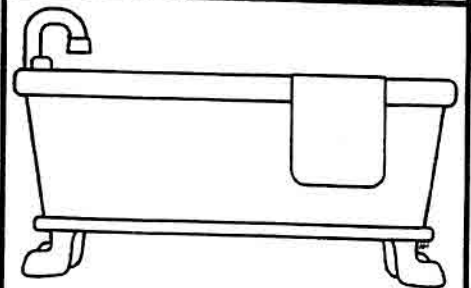
bat bag



bun bug






jam jag



tug tub

# P.E. Snow Packet

**\*Please sign the back on the designated line once your child has completed.  
Please return to your child's teacher. Thank you!!**

Name: _____ Date: _____ Homeroom teacher: _____		How many of each can you do in 60 seconds?
1. Jumping Jacks		
2. Sit ups		
3. Knee Bends with or without step		
4. Leg raises	