

First Grade- Snow Packet Day 2

First grade snow Packet Day #2:

Activities included in this packet include the following:

- ✓ Sorting words into categories- Words are provided
- ✓ Working with the short vowel sound of e like in egg/bell
- ✓ Literature: Parts of a story- student can read the poem independently or can be read as well as answer questions about what is read. The words are provided.
- ✓ Telling time- Correctly draw the hands to show the time provided.
- ✓ Writing about the 3 step process of "How to brush your teeth". Use the words first, next, and last. Also list the items needs at the top of the page.
- ✓ Visualize and illustrate: Reader can read independently or be read to. Students will make a movie in their mind when reading or listening to the story provided. Then, student will illustrate the events in the space provided.
- ✓ There will also be 1 related arts activity that may include the following: media, computers, gym, art, or music.

Chapter 4

What Does It Mean?

L 1.5.a

Sort the words by writing them in the correct category.

black	cheese	sock	red
grapes	blue	heart	ham
shirt	pants	green	coat
star	circle	bread	oval



colors



clothing




food





shapes


















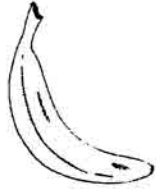


Short e

RF 1.2.a

What does short e say? It says the beginning sound of the word  elephant.

Say the word  ten. Do you hear e in the middle? Yes, you do.

Put an e for the missing letter if the word has the short e sound like the beginning of  elephant.

 _gg	 h_ll	 t_n	 tr_ck	 b_ll
 br_ck	 m_n	 m_p	 _lbow	 h_t
 _pe	 b_g	 _nt	 h_n	 f_sh
 w_ll	 _ne	 ban_na	 l_ke	 b_ok

A Poem Can Tell a Story Too

RL 1.10

I am an ant,
a picnic ant.
I live in the park.
I eat in the dark.
I live in a crack
where it's black, black, black.
I eat your crumbs.
Please drop me some!

Use the words in the word bank to answer the questions.

crack ant drop crumbs park dark

- 1 Who is the main character in the poem? _____
- 2 What is the setting? _____
- 3 What does the ant eat? _____
- 4 What does the ant want you to do? _____

- 5 Where does the ant live? _____
- 6 When does the ant eat? _____

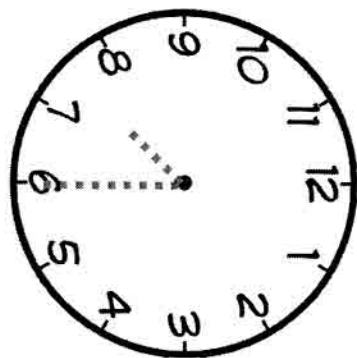
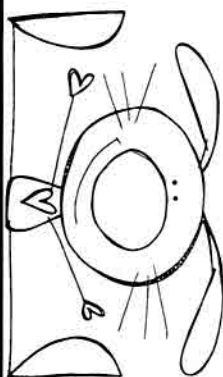
Name _____

Directions: Draw the minute and the hour hand to show the time.

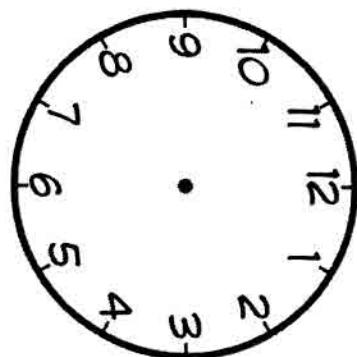
Draw the Hands

hour hand

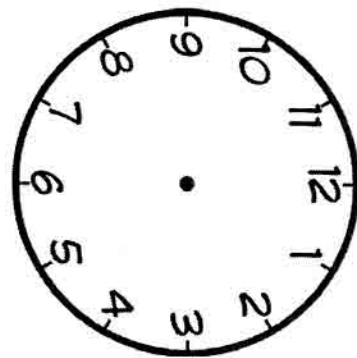
minute hand



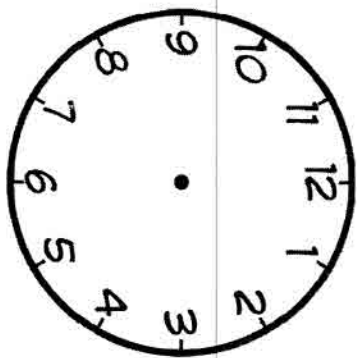
7:30



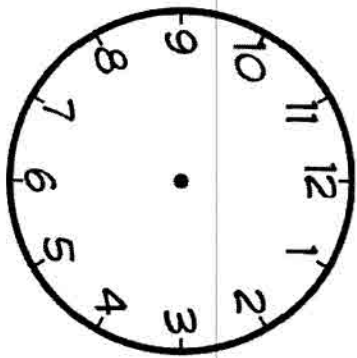
4:30



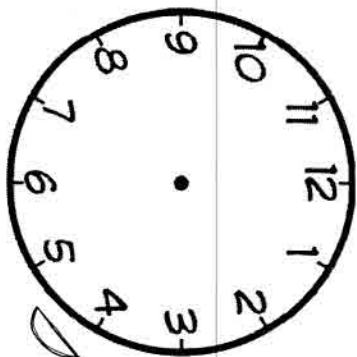
9:30



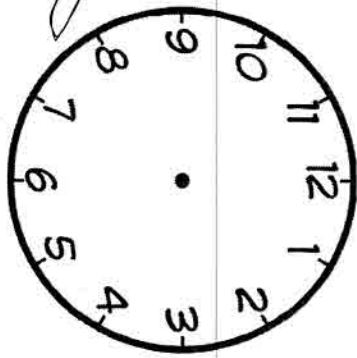
6:30



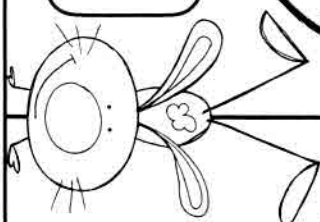
1:30



2:30



11:30



Name _____

How To: Brush Your Teeth



You need:

Step 1.

Step 2.

Step 3.

Name _____

Visualize & Illustrate









Readers make a movie in their mind when reading or listening. After reading or listening to the story, illustrate the events in the space below.

1. Emily and Zach asked their mom if they could build a snowman. Mom told them yes, as long as they bundled up in snowpants, hats, gloves and boots.
2. They were very happy and rushed to get everything on.
3. When they got outside they worked together to roll each part of the snowman's body. It took a lot of work because they built a REALLY BIG snowman!

1.		2.
3.		What do you think happened next?

P.E. Snow Packet

***Please sign the back on the designated line once your child has completed. Please return to your child's teacher. Thank you!!**

Name: _____ Date: _____ Homeroom teacher: _____		How many of each can you do in 60 seconds?
1. Jumping Jacks		
2. Sit ups		
3. Knee Bends with or without step		
4. Leg raises		
5. Jump Rope		
6. Toe Touches		

PARENT SIGNATURE _____